

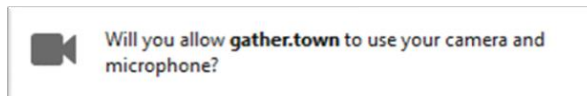
Instructions for Attending COSS on Gather

OVERVIEW: Think of the virtual Gather space as the ‘onsite’ conference location (serving as different rooms around campus), where you can bump into colleagues and friends, have chance encounters with other conference attendees, and strike up conversations with your fellow researchers, just like you would at COSS during an in-person event on Concordia’s campus.


PREVIEW: The COSS Gather space will be available Sunday-Tuesday, April 11-13 prior to COSS and open to all attendees and presenters to check out the space. There will also be office hours hosted by the COSS committee and library staff to answer questions or help navigate the site. We suggest that you visit Gather prior to the first poster session on COSS day (April 14) so that you are comfortable using and navigating the space during actual sessions.

HOW TO USE GATHER:

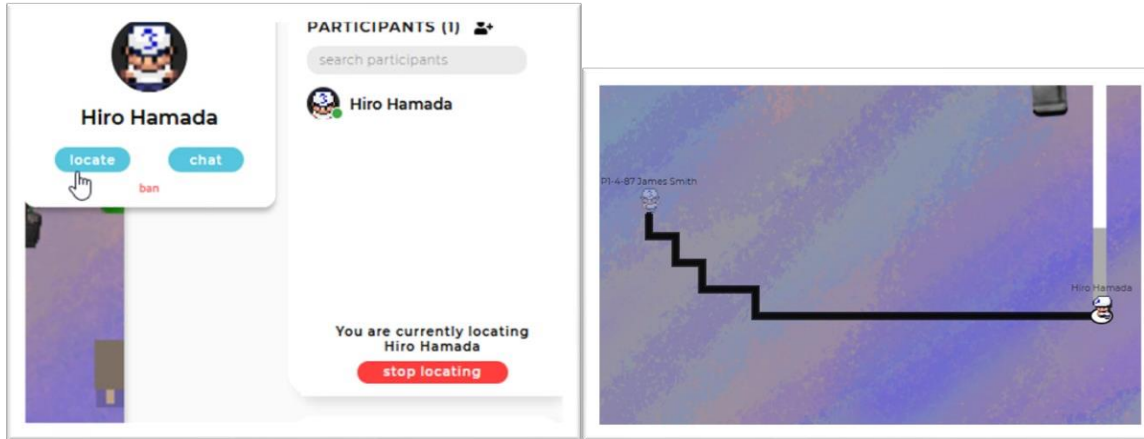
1. Using Chrome or Firefox, click on the link below to enter the space, and confirm that you wish to enter. **Link** for COSS 2021: <https://gather.town/i/HQHH64mh> **Password:** coss2021
2. Indicate that you are OK for gather.town to use your computer’s microphone and camera.



3. Take a few moments to review the basic instructions for moving around the space (using your keyboard arrows). Some objects are impassible, just walk around them.
4. Enter your first and last name (you can customize this, but be professional).
5. You can also click on the avatar icon to change the look of your character



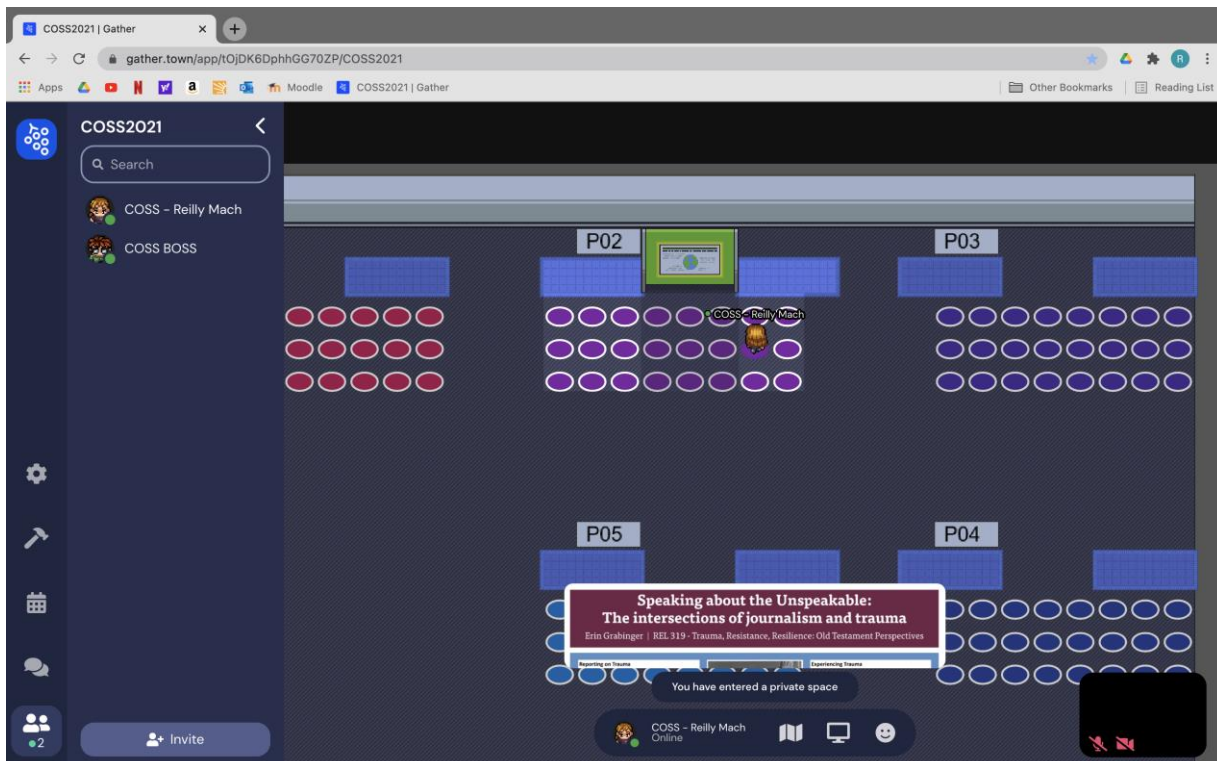
6. You will then see your name above your avatar, which you can now move around the space using the arrows on your keyboard.
 - a. Your microphone and video will automatically start sharing if you move within close proximity of another attendee’s avatar.
 - b. If you wish to locate a specific individual, you can search for them in the search bar, click locate, and follow the route provided. You can also send a message using the chat on the left menu.



Additional Features:

Private Space: When you step in a private space, (e.g. poster), a note will be shown at the bottom “You have entered a private space.” In that space you can only chat with the people who are in the same private space.

- All posters/concurrent sessions are private spaces, so you must be in the space to hear the presentation.
- The lightened area (seen in picture below) represents the private space; the dots are also useful to know the private space boundaries.



Poster Presentations: When you approach the poster platform, the poster will pop up at the bottom. Press the “X” button on your keyboard and the full poster will open. You will need to be in the private space for the poster to hear the poster presentation and ask the presenter questions. Private spaces are marked by ovals.